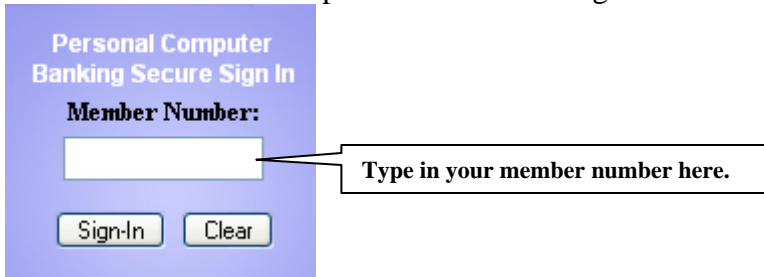


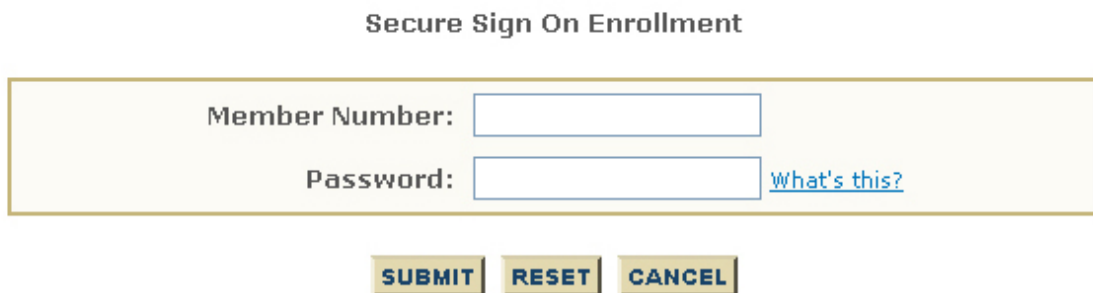
Enrolling in Secure Sign On for Personal Computer Banking

- Added security for your account
- Security layer to fight “phishers” and “pharmers”
- Effective 1/1/07

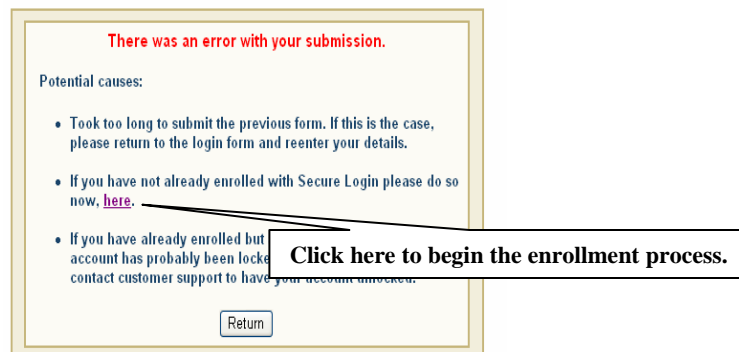
1. Access the Credit Union’s home page at www.denalifcu.org. Go to the text box and type in your member number. Once completed click on the Sign-In button.



2. The next screen will ask for both your member number and password. Please add the information to its appropriate text box and click Submit.



3. If you attempt to type in the member number and password without enrolling you will be prompted to answer a security question. Since these are not setup yet because you have not enrolled, there is no correct answer. Instead, you will see the error message shown below, in step #4.
4. If you receive this error message, select the Return button to return to the login screen and enroll in Secure Sign-on.



5. You will then go to a screen which prompts you to select and answer security questions. There are four (4) questions to answer. It also allows you to create your own questions and answers. You have

10 minutes on this screen before it times out. NOTE: If the screen does time out, it will take you back to the original login screen where you must select the enrollment link and start over.

Or create your own: 2222
2222

Question 3:
Use one of our questions:
3333 Answer: 3333

Or create your own: 3333

Question 4:
Use one of our questions:
4444 Answer: 4444

Or create your own: 4444

Question 5:
Use one of our questions:
5555 Answer: 5555

- 6. As shown below you will see a box to create a security image. This must be between six (6) and 20 characters long, and we suggest you make it alpha-numeric for an added layer of security.

Once you have completed this screen select the **Submit** button.

5555

Security Image:
(Minimum 6 characters)

- 7. At this time you will be directed into your Personal Computer Banking screen. You will see the **More Features** option at the top of this screen.

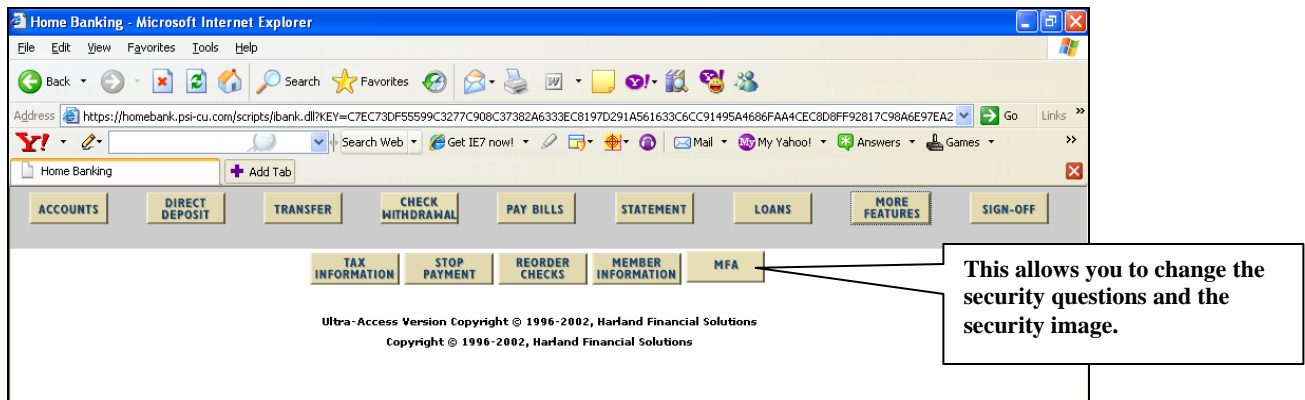
ACCOUNTS DIRECT DEPOSIT TRANSFER CHECK WITHDRAWAL EASY PAY DENALI DIRECT STATEMENT LOANS ADDRESS CHANGE MORE FEATURES SIGN-OFF

Home Banking System Options

- [Accounts](#) - View information about your current accounts.
- [Direct Deposit](#) - View information about direct deposits to your accounts.
- [Transfer](#) - Transfer funds between your accounts.
- [Check Withdrawal](#) - Withdraw funds and have the check mailed to you.
- [Easy Pay](#) - Pay your bills online.
- [Denali Direct](#) - Request email alerts and E-Statements in printable PDF format.
- [Statement](#) - View an online copy of your statement.
- [Loans](#) - Apply for a loan online.
- [Address Change](#) - View or alter your address, e-mail address, and telephone numbers.
- [More Features](#) - View tax information, stop payment on a check, reorder checks, change your password, or view/change your information.

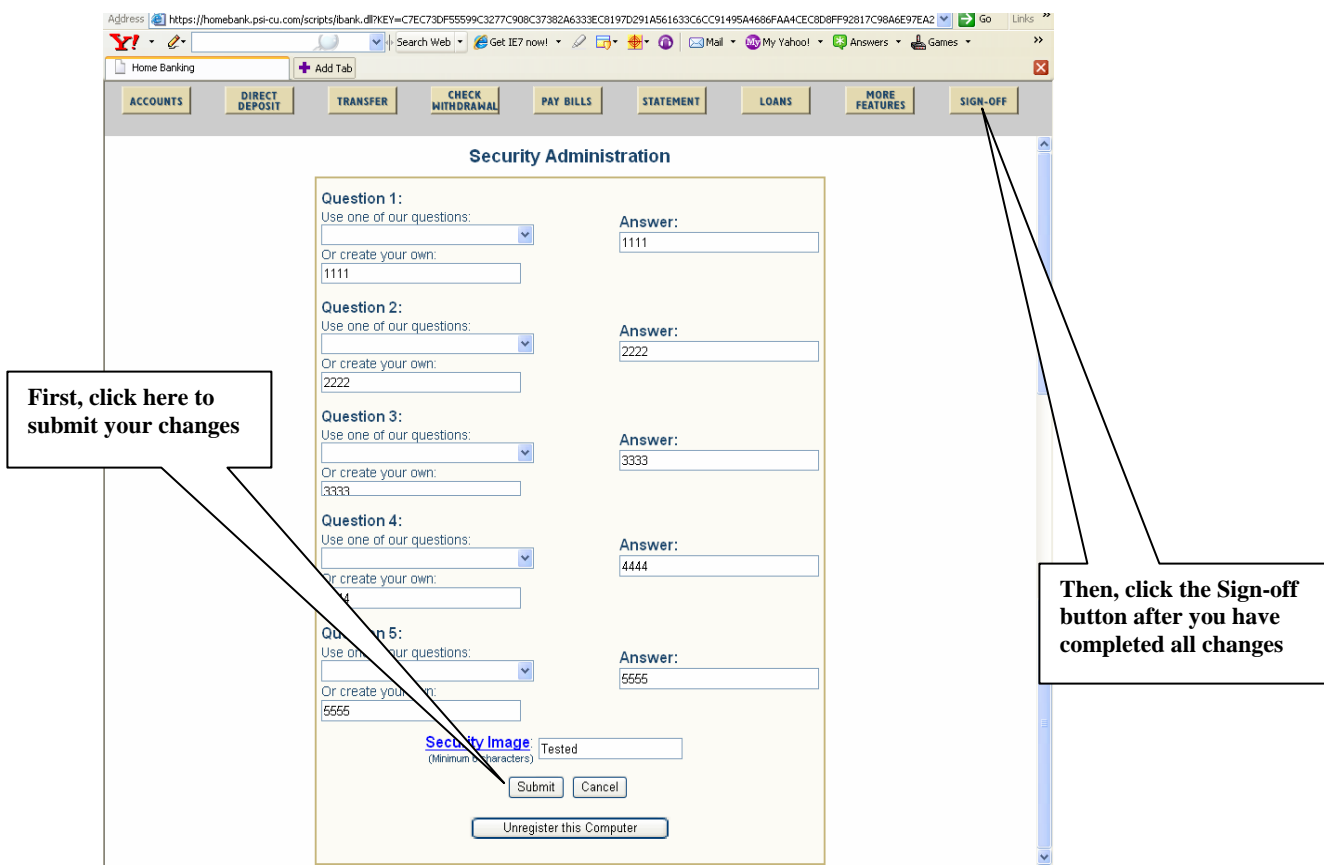
Select the More Features button to access additional features of Secure Sign On.

8. If you select the More Features button the screen below will appear. You will see a new button available to you labeled **MFA**, which means “Multi-Factor Authentication.” Use this button to access your additional features of the Secure Sign-on system.



9. If you want to change your security questions or answers, the security image, you can do this by selecting the **MFA** button and the screen below will appear.

Once changes have been completed, make sure you select **Submit** to save your changes. We also suggest clicking on the **Sign Off** button to leave home banking, it's an extra security step to insure no one will access your account from the computer you use.



set it up to expire in 30 days if not accessed; it will also disappear if you delete all of your stored cookies) a security question will appear. You can unregister a computer using the same screen you use to change your security questions.

4. Once the pin/password has been entered click the Submit button, your Personal Computer Banking screen will appear, and you can check on your balances, transfer funds, and do all other on-line banking transactions with a greater level of security.